

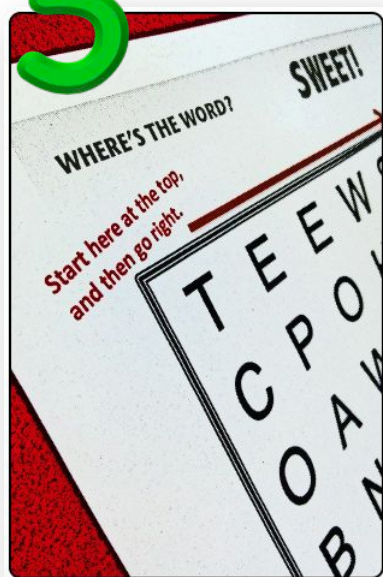
Open a **Where's the Word?** Puzzle book.
Use either Level 1 or Level 2, depending
on your English ability.

2




Look at the word list.

3




Find the first word in the
puzzle. Start at the top
right-hand corner.

4




TIP: Hunt for the 1st
letter and scan all
around it to see if the
2nd letter is there, and
the 3rd letter, etc.

5



Find words by reading
forward, backward, up,
down and diagonally.

Turn to page 2



6



Keep going!

7




Keep going ... till you've circled all the letters.

8



When you have ticked off all the words in the word list, there will be some letters that have not been circled. Find these letters from the top, left to right. Highlight these letters as you find them.

9



As you read them, write the letters in the blanks provided in the speech bubble.

10



Congratulations! You have discovered Sophie's SUPER SECRET Message!

Now try it again with the next puzzle.

Presented by

FAB!
ENGLISH